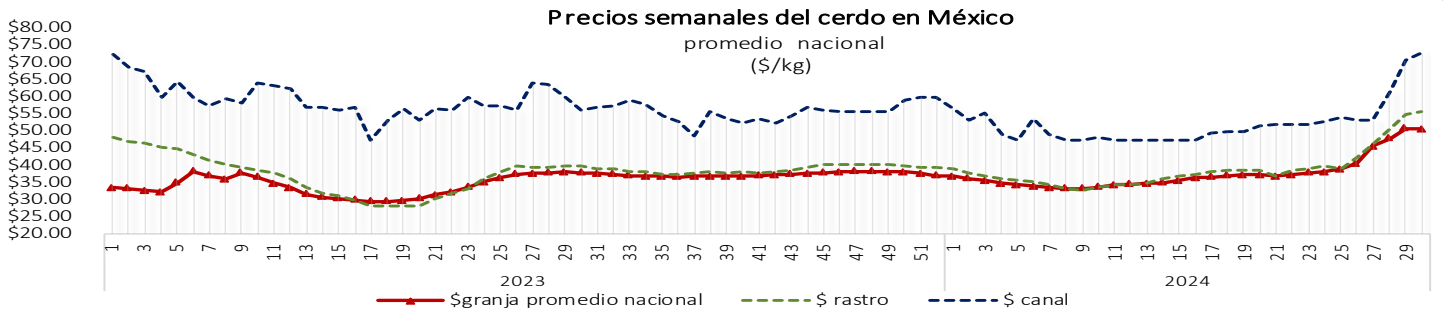




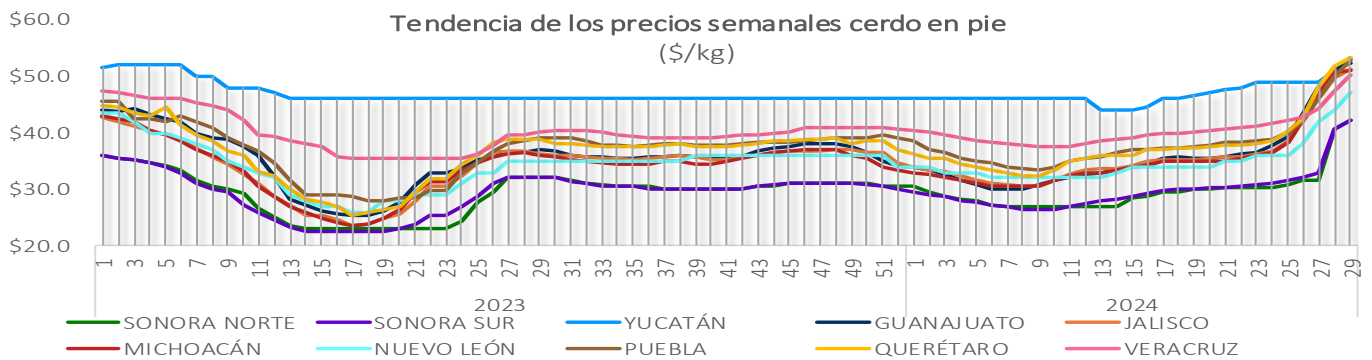
Precios del cerdo en México
(promedio nacional \$/kg)

| Año | 2023 | 2024 | | Variación | | | |
|---------------------|-----------|-----------|-----------|------------|-------|------------|-------|
| | Semana 30 | 30 | 29 | Semanal | | Anual | |
| Periodo | Último | Último | Anterior | (pesos) | (%) | (pesos) | (%) |
| | 24-28 jul | 22-26 jul | 15-19 jul | | | | |
| Granja | \$ 37.78 | \$50.59 | \$50.80 | ⬇️ -\$0.21 | -0.4% | ⬆️ \$12.81 | 33.9% |
| Rastro SNIIM | \$ 39.80 | \$55.75 | \$54.85 | ⬆️ \$0.90 | 1.6% | ⬆️ \$15.95 | 40.1% |
| Canal SNIIM | \$ 56.20 | \$72.70 | \$70.65 | ⬆️ \$2.05 | 2.9% | ⬆️ \$16.50 | 29.4% |



Precios del cerdo en granja
(promedio por región \$/kg)

| Año | 2023 | 2024 | | Variación | | | |
|-------------------|-----------|-----------|-----------|------------|-------|------------|-------|
| | Semana 30 | 30 | 29 | Semanal | | Anual | |
| Periodo | Último | Último | Anterior | (pesos) | (%) | (pesos) | (%) |
| | 24-28 jul | 22-26 jul | 15-19 jul | | | | |
| Guanajuato | \$ 36.92 | \$50.75 | \$52.25 | ⬇️ -\$1.50 | -2.9% | ⬆️ \$13.83 | 37.5% |
| Jalisco | \$ 36.32 | \$48.83 | \$51.33 | ⬇️ -\$2.50 | -4.9% | ⬆️ \$12.51 | 34.5% |
| Michoacán | \$ 36.00 | \$49.67 | \$51.00 | ⬇️ -\$1.33 | -2.6% | ⬆️ \$13.67 | 38.0% |
| Nuevo León | \$ 35.00 | \$47.00 | \$47.00 | ↔️ \$0.00 | 0.0% | ⬆️ \$12.00 | 34.3% |
| Puebla | \$ 39.00 | \$53.20 | \$52.87 | ⬆️ \$0.33 | 0.6% | ⬆️ \$14.20 | 36.4% |
| Querétaro | \$ 38.80 | \$51.50 | \$53.37 | ⬇️ -\$1.87 | -3.5% | ⬆️ \$12.70 | 32.7% |
| Sonora | \$ 32.00 | \$43.00 | \$42.33 | ⬆️ \$0.67 | 1.6% | ⬆️ \$11.00 | 34.4% |
| Veracruz | \$ 40.17 | \$51.00 | \$50.33 | ⬆️ \$0.67 | 1.3% | ⬆️ \$10.83 | 27.0% |
| Yucatán | \$ 46.00 | \$54.00 | \$53.00 | ⬆️ \$1.00 | 1.9% | ⬆️ \$8.00 | 17.4% |



Fuente: OPORMEX, con datos propios

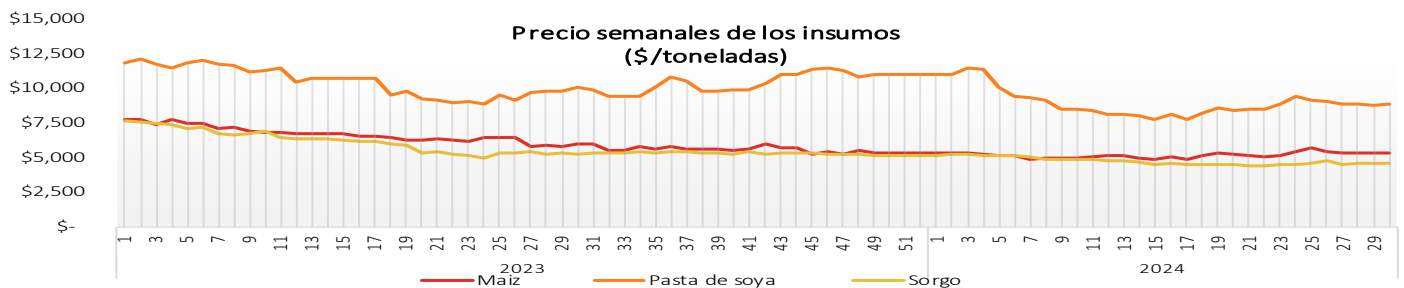


| Precios al mayoreo SNIIM (\$/kg) | | | | | | | | | |
|-------------------------------------|-----------|-----------|-----------|-----------|---------|---------|-----|---------|-------|
| Año | 2023 | 2024 | | Variación | | | | | |
| Semana | 30 | 30 | 29 | Semanal | | Anual | | | |
| Periodo | Último | Último | Anterior | | | | | | |
| | 24-28 jul | 22-26 jul | 15-19 jul | (pesos) | (%) | (pesos) | (%) | | |
| Cabeza | \$ 29.73 | \$34.00 | \$34.87 | 🔴 | -\$0.87 | -2.5% | 🟢 | \$4.27 | 14.3% |
| Chuleta ahumada | \$ 63.80 | \$89.86 | \$88.25 | 🟢 | \$1.61 | 1.8% | 🟢 | \$26.06 | 40.8% |
| Espinazo | \$ 57.33 | \$80.47 | \$79.13 | 🟢 | \$1.34 | 1.7% | 🟢 | \$23.13 | 40.3% |
| Lomo | \$ 79.13 | \$106.80 | \$103.93 | 🟢 | \$2.87 | 2.8% | 🟢 | \$27.67 | 35.0% |
| Pierna | \$ 64.40 | \$83.00 | \$79.47 | 🟢 | \$3.53 | 4.4% | 🟢 | \$18.60 | 28.9% |

| Precios al consumidor (nacional PROFECO \$/kg) | | | | | | | | | |
|---|-----------|-----------|-----------|-----------|---------|---------|-----|---------|-------|
| Año | 2023 | 2024 | | Variación | | | | | |
| Semana | 30 | 30 | 29 | Semanal | | Anual | | | |
| Periodo | Último | Último | Anterior | | | | | | |
| | 24-28 jul | 22-26 jul | 15-19 jul | (pesos) | (%) | (pesos) | (%) | | |
| Cabeza | \$ 49.50 | \$52.31 | \$51.78 | 🟢 | \$0.53 | 1.0% | 🟢 | \$2.81 | 5.7% |
| Chuleta natural | \$ 101.47 | \$115.48 | \$113.13 | 🟢 | \$2.35 | 2.1% | 🟢 | \$14.01 | 13.8% |
| Entrecot ahumado | \$ 120.78 | \$123.31 | \$127.78 | 🔴 | -\$4.47 | -3.5% | 🟢 | \$2.52 | 2.1% |
| Espinazo | \$ 93.20 | \$101.80 | \$99.09 | 🟢 | \$2.71 | 2.7% | 🟢 | \$8.60 | 9.2% |
| Lomo | \$ 125.94 | \$132.86 | \$131.11 | 🟢 | \$1.75 | 1.3% | 🟢 | \$6.92 | 5.5% |
| Manitas | \$ 59.91 | \$68.43 | \$67.17 | 🟢 | \$1.26 | 1.9% | 🟢 | \$8.52 | 14.2% |
| Milanesa | \$ 112.35 | \$125.34 | \$123.20 | 🟢 | \$2.14 | 1.7% | 🟢 | \$12.99 | 11.6% |
| Molida | \$ 111.02 | \$117.29 | \$119.95 | 🔴 | -\$2.66 | -2.2% | 🟢 | \$6.27 | 5.6% |
| Pierna | \$ 78.10 | \$85.17 | \$83.99 | 🟢 | \$1.18 | 1.4% | 🟢 | \$7.07 | 9.0% |

| Precios de los insumos (\$/kg) | | | | | | | | | |
|-----------------------------------|-------------|------------|------------|-----------|---------|---------|-----|------------|--------|
| Año | 2023 | 2024 | | Variación | | | | | |
| Semana | 30 | 30 | 29 | Semanal | | Anual | | | |
| Periodo | Último | Último | Anterior | | | | | | |
| | 24-28 jul | 22-26 jul | 15-19 jul | (pesos) | (%) | (pesos) | (%) | | |
| Maíz | \$5,950.00 | \$5,350.00 | \$5,350.00 | 🟡 | \$0.0 | 0.0% | 🔴 | -\$600.0 | -10.1% |
| Pasta de Soya | \$10,120.00 | \$8,850.00 | \$8,750.00 | 🟢 | \$100.0 | 1.1% | 🔴 | -\$1,270.0 | -12.5% |
| Sorgo | \$5,230.00 | \$4,610.00 | \$4,610.00 | 🟡 | \$0.00 | 0.0% | 🔴 | -\$620.0 | -11.9% |

Fuente: Opormex con datos de ANFACA



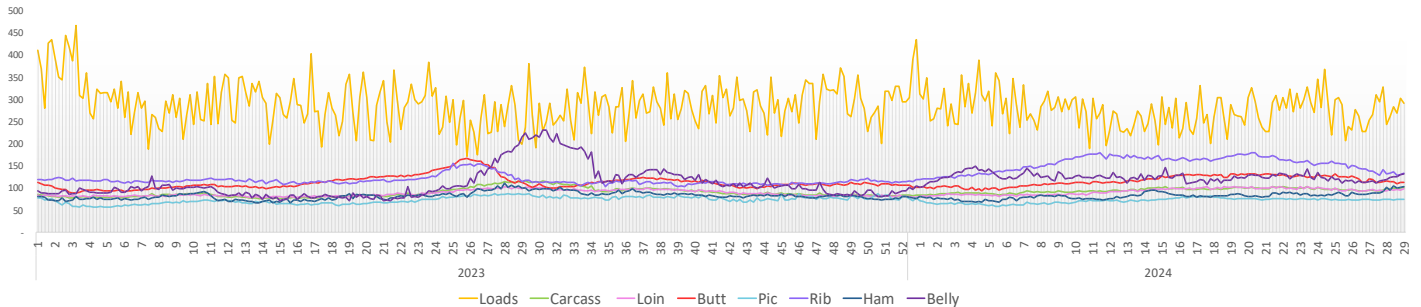


| Mercado de Estados Unidos (precio del cerdo dólares/libra) | | | | | | | | | |
|---|-----------|-----------|-----------|-----------|---------|-------|---------|----------|--------|
| Año | 2023 | 2024 | | Variación | | | | | |
| Semana | 30 | 30 | 29 | Semanal | | | Anual | | |
| Periodo | Último | Último | Anterior | (pesos) | | (%) | (pesos) | | (%) |
| | 24-28 jul | 22-26 jul | 15-19 jul | | | | | | |
| (Carcass) Weighted Average Price | \$ 104.17 | \$84.07 | \$84.21 | 📉 | -\$0.15 | -0.2% | 📉 | -\$20.11 | -19.3% |
| LIVE HOG | | | | | | | | | |
| Carcass, Prior Day | | \$105.27 | \$100.80 | 📈 | \$4.48 | 4.4% | | | |
| Dorchester | | \$62.40 | \$66.00 | 📉 | -\$3.60 | -5.5% | | | |
| Illinois | | \$60.20 | \$62.00 | 📉 | -\$1.80 | -2.9% | | | |
| Primal Cutout* | | | | | | | | | |
| Loads | \$ 273.13 | \$290.93 | \$282.41 | 📈 | \$8.51 | 3.0% | 📈 | \$17.80 | 6.5% |
| Carcass | \$ 114.24 | \$104.78 | \$100.18 | 📈 | \$4.60 | 4.6% | 📉 | -\$9.46 | -8.3% |
| Loin | \$ 100.70 | \$96.92 | \$96.91 | 📈 | \$0.01 | 0.0% | 📉 | -\$3.78 | -3.8% |
| Butt | \$ 106.64 | \$111.43 | \$113.53 | 📉 | -\$2.10 | -1.9% | 📈 | \$4.79 | 4.5% |
| Picnic | \$ 83.48 | \$76.14 | \$74.88 | 📈 | \$1.25 | 1.7% | 📉 | -\$7.34 | -8.8% |
| Rib | \$ 115.84 | \$128.35 | \$133.09 | 📉 | -\$4.74 | -3.6% | 📈 | \$12.51 | 10.8% |
| Ham | \$ 97.32 | \$113.54 | \$101.57 | 📈 | \$11.97 | 11.8% | 📈 | \$16.22 | 16.7% |
| Belly | \$ 217.17 | \$140.01 | \$127.61 | 📈 | \$12.39 | 9.7% | 📉 | -\$77.16 | -35.5% |

Fuente: Opormex con datos de porkcheckoff y United States Department of Agriculture (USDA)
Nota: * Dólares por cada 100 libras

Precios semanales de Estados Unidos

Dolares por cada 100 libras



| FUTURES-QUOTES Lean Hog CIERRE CME (MIÉRCOLES 31/07/2024) | | | | | | | | | |
|---|---------------|--------------|-----------------|--------------|--------|--------|--------|---------------|--------------------------|
| Lean Hog HEV4 | 75.825 | +1050 | (+1.40%) | | | | | 18,708 | |
| MONTH | LAST | CHANGE | | PRIOR SETTLE | OPEN | HIGH | LOW | VOLUME | UPDATED |
| AUG 2024 HEQ4 | 92.300 | +1.100 | (+1.21) | - | 91.375 | 92.350 | 91.075 | 7,736 | 16:38:44 CT 31-jul-24 |
| OCT 2024 HEV4 | 75.825 | +1.050 | (+1.40%) | - | 75.075 | 76.050 | 74.500 | 18,708 | 16:38:37 CT 31-jul-24 |
| DEC 2024 HEZ4 | 68.600 | +0.975 | (+1.44%) | - | 67.675 | 68.800 | 67.500 | 8,121 | 16:38:22 CT 31-jul-24 |

Fuente: tomado de CME Group