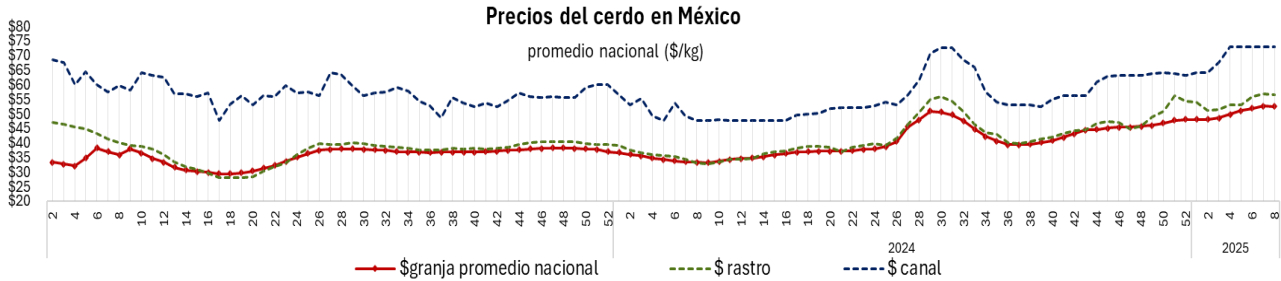
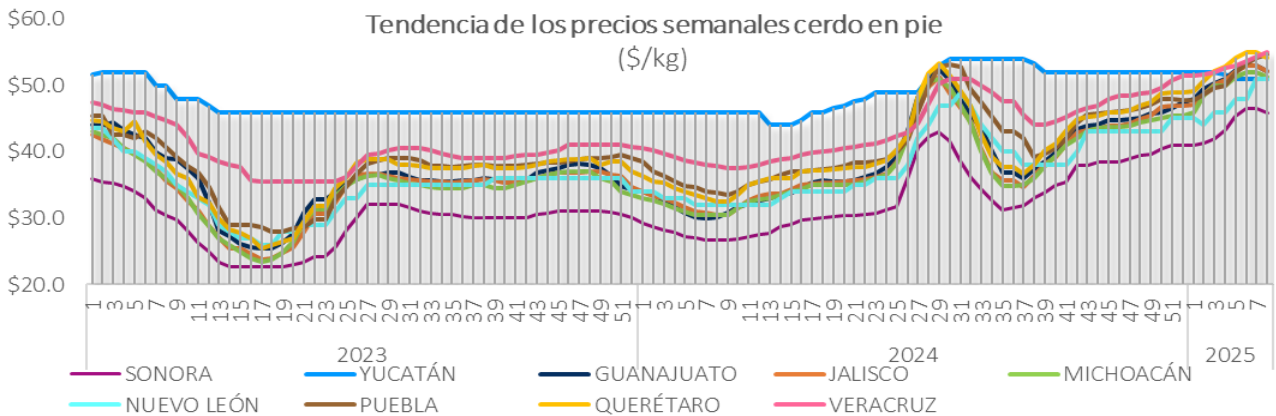




Precios del cerdo en México (promedio nacional \$/kg)									
Año	2024		2025		Variación				
Semana	8		8	7	Semanal		Anual		
Periodo	Último	Último	Anterior	Semanal		Anual			
	19-23 feb	17-21 feb	10-14 feb	(pesos)	(%)	(pesos)	(%)		
<b>Granja</b>	\$ 33.26	\$52.44	\$52.52	⬇️	-\$0.08	-0.2%	⬆️	\$19.18	57.7%
<b>Rastro SNIIM</b>	\$ 33.21	\$56.60	\$56.65	⬇️	-\$0.05	-0.1%	⬆️	\$23.39	70.4%
<b>Canal SNIIM</b>	\$ 47.50	\$73.00	\$73.00	↔️	\$0.00	0.0%	⬆️	\$25.50	53.7%



Precios del cerdo en granja (promedio por región \$/kg)									
Año	2024		2025		Variación				
Semana	8		8	7	Semanal		Anual		
Periodo	Último	Último	Anterior	Semanal		Anual			
	19-23 feb	17-21 feb	10-14 feb	(pesos)	(%)	(pesos)	(%)		
<b>Guanajuato</b>	\$ 30.08	\$52.17	\$53.00	⬇️	-\$0.83	-1.6%	⬆️	\$22.08	73.4%
<b>Jalisco</b>	\$ 30.50	\$52.17	\$53.00	⬇️	-\$0.83	-1.6%	⬆️	\$21.67	71.0%
<b>Michoacán</b>	\$ 30.50	\$51.25	\$52.00	⬇️	-\$0.75	-1.4%	⬆️	\$20.75	68.0%
<b>Nuevo León</b>	\$ 32.00	\$51.00	\$51.00	↔️	\$0.00	0.0%	⬆️	\$19.00	59.4%
<b>Puebla</b>	\$ 33.77	\$54.60	\$54.10	⬆️	\$0.50	0.9%	⬆️	\$20.83	61.7%
<b>Querétaro</b>	\$ 32.50	\$54.18	\$55.00	⬇️	-\$0.82	-1.5%	⬆️	\$21.68	66.7%
<b>Sonora</b>	\$ 26.75	\$45.83	\$46.50	⬇️	-\$0.67	-1.4%	⬆️	\$19.08	71.3%
<b>Veracruz</b>	\$ 37.83	\$55.00	\$54.33	⬆️	\$0.67	1.2%	⬆️	\$17.17	45.4%
<b>Yucatán</b>	\$ 46.00	\$51.00	\$51.00	↔️	\$0.00	0.0%	⬆️	\$5.00	10.9%



Fuente: OPORMEX, con datos propios



Precios al mayoreo SNIIM  
(\$/kg)

Año	2024	2025		Variación					
Semana	8	8	7	Semanal			Anual		
Periodo	Último	Último	Anterior	Semanal		Anual			
	19-23 feb	17-21 feb	10-14 feb	(pesos)	(%)	(pesos)	(%)		
<b>Cabeza</b>	\$ 28.43	\$32.00	\$32.00	↔	\$0.00	0.0%	⬆️	\$3.57	12.6%
<b>Chuleta ahumada</b>	\$ 64.44	\$80.00	\$80.00	↔	\$0.00	0.0%	⬆️	\$15.56	24.1%
<b>Espinazo</b>	\$ 52.71	\$70.00	\$70.00	↔	\$0.00	0.0%	⬆️	\$17.29	32.8%
<b>Lomo</b>	\$ 74.07	\$100.00	\$100.00	↔	\$0.00	0.0%	⬆️	\$25.93	35.0%
<b>Pierna</b>	\$ 58.43	\$84.00	\$84.00	↔	\$0.00	0.0%	⬆️	\$25.57	43.8%

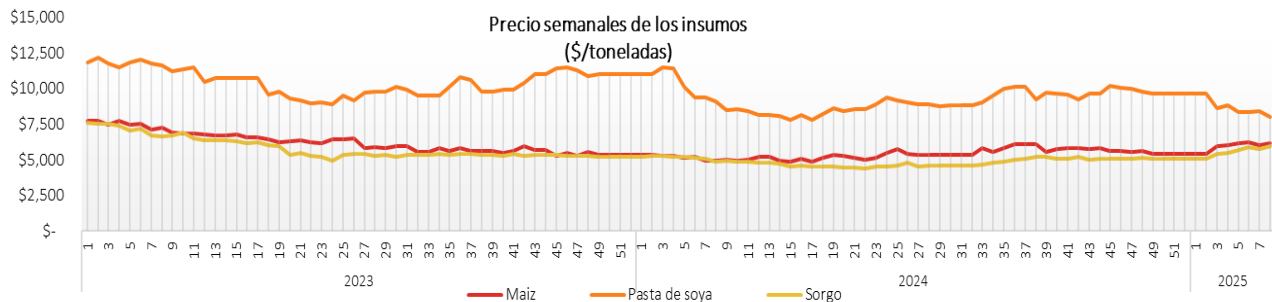
Precios al consumidor  
(nacional PROFECO \$/kg)

Año	2024	2025		Variación					
Semana	8	8	7	Semanal			Anual		
Periodo	Último	Último	Anterior	Semanal		Anual			
	19-23 feb	17-21 feb	10-14 feb	(pesos)	(%)	(pesos)	(%)		
<b>Cabeza</b>	\$ 51.01	\$52.82	\$52.99	⬇️	-\$0.17	-0.3%	⬆️	\$1.81	3.6%
<b>Chuleta natural</b>	\$ 94.63	\$122.75	\$120.34	⬆️	\$2.41	2.0%	⬆️	\$28.11	29.7%
<b>Entrecot ahumado</b>	\$ 120.56	\$134.32	\$131.22	⬆️	\$3.10	2.4%	⬆️	\$13.76	11.4%
<b>Espinazo</b>	\$ 90.56	\$99.65	\$101.95	⬇️	-\$2.30	-2.3%	⬆️	\$9.09	10.0%
<b>Lomo</b>	\$ 116.94	\$137.61	\$139.34	⬇️	-\$1.74	-1.2%	⬆️	\$20.66	17.7%
<b>Manitas</b>	\$ 64.66	\$73.23	\$72.84	⬆️	\$0.39	0.5%	⬆️	\$8.57	13.3%
<b>Milanesa</b>	\$ 118.06	\$128.42	\$128.61	⬇️	-\$0.19	-0.1%	⬆️	\$10.37	8.8%
<b>Molida</b>	\$ 112.88	\$124.53	\$123.82	⬆️	\$0.71	0.6%	⬆️	\$11.65	10.3%
<b>Pierna</b>	\$ 76.39	\$90.84	\$89.17	⬆️	\$1.68	1.9%	⬆️	\$14.45	18.9%

Precios de los insumos  
(\$/kg)

Año	2024	2024		Variación					
Semana	8	8	7	Semanal			Anual		
Periodo	Último	Último	Anterior	Semanal		Anual			
	19-23 feb	17-21 feb	10-14 feb	(pesos)	(%)	(pesos)	(%)		
<b>Maíz</b>	\$ 4,950.00	\$6,130.00	\$6,000.00	⬆️	\$130.0	2.2%	⬆️	\$1,180.0	23.8%
<b>Pasta de Soya</b>	\$ 9,130.00	\$7,980.00	\$8,400.00	⬇️	-\$420.0	-5.0%	⬇️	-\$1,150.0	-12.6%
<b>Sorgo</b>	\$ 4,840.00	\$5,980.00	\$5,780.00	⬆️	\$200.00	3.5%	⬆️	\$1,140.0	23.6%

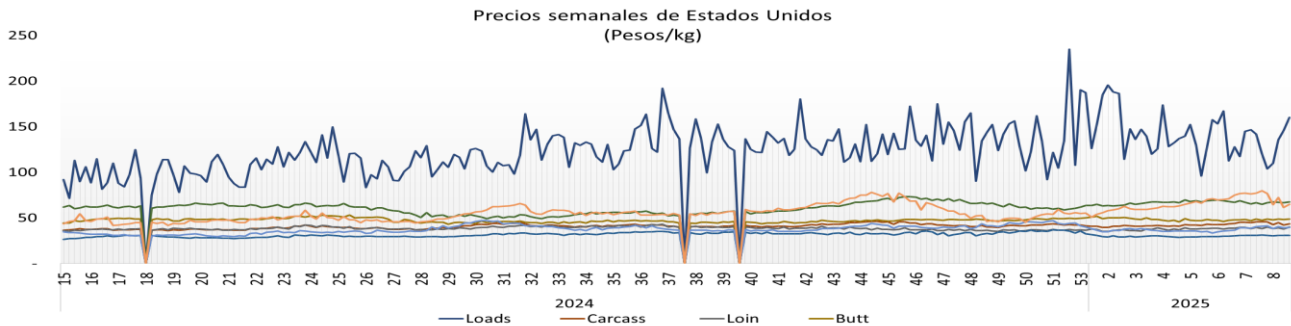
Fuente: Opormex con datos de ANFACA





Mercado de Estados Unidos									
precio del cerdo ( expresado en pesos/kg)									
Año	2024	2025		Variación					
Semana	8	8	7	Semanal		Anual			
Periodo	Último	Último	Anterior						
	19-23 feb	17-21 feb	10-14 feb	(pesos)	(%)	(pesos)	(%)		
<b>(Carcass) Weighted Average Price</b>	\$ 26.89	\$40.60	\$39.78	↑	\$0.83	2.1%	↑	\$13.71	51.0%
<b>LIVE HOG</b>									
<b>Carcass, Prior Day</b>		\$44.17	\$45.34	↓	-\$1.17	-2.6%			
<b>Dorchester</b>	\$ 18.83	\$28.16	\$27.85	↑	\$0.31	1.1%	↑	\$9.33	49.5%
<b>Illinois</b>	\$ 17.70	\$26.81	\$26.76	↑	\$0.05	0.2%	↑	\$9.11	51.5%
<b>Primal Cutout</b>									
<b>Loads</b>	\$ 97.33	\$130.96	\$133.98	↓	-\$3.02	-2.3%	↑	\$33.63	34.6%
<b>Carcass</b>	\$ 34.60	\$43.81	\$45.28	↓	-\$1.47	-3.3%	↑	\$9.21	26.6%
<b>Loin</b>	\$ 31.95	\$39.00	\$38.90	↑	\$0.10	0.2%	↑	\$7.05	22.1%
<b>Butt</b>	\$ 40.36	\$48.45	\$47.82	↑	\$0.63	1.3%	↑	\$8.09	20.1%
<b>Picnic</b>	\$ 24.54	\$30.71	\$30.86	↓	-\$0.15	-0.5%	↑	\$6.17	25.1%
<b>Rib</b>	\$ 55.73	\$67.06	\$66.50	↑	\$0.55	0.8%	↑	\$11.33	20.3%
<b>Ham</b>	\$ 30.69	\$39.59	\$39.63	↓	-\$0.03	-0.1%	↑	\$8.90	29.0%
<b>Belly</b>	\$ 50.25	\$67.84	\$77.25	↓	-\$9.41	-12.2%	↑	\$17.59	35.0%

Fuente: Opormex con datos de porkcheckoff y United States Department of Agriculture (USDA)



FUTURES-QUOTES Lean Hog CME (cierre jueves 20/02/2025)									
Lean Hog HEJ5	84.075	-0.300	(-0.36%)					33,089	
MONTH	LAST	CHANGE		PRIOR SETTLE	OPEN	HIGH	LOW	VOLUME	UPDATED
<b>APR 2025</b> HEJ5	84.075	-0.300	(-0.36%)	84.375	84.875	85.55	83.6	33,089	13:04:59 CT 28/02/2025
<b>May-25</b> HEK5	87.900	-0.850	(-0.96%)	88.750	89.800	89.875	87.300	752	13:04:22 CT 28/02/2025
<b>Jun-25</b> HEM5	95.525	-2.075	(-2.13%)	97.600	98.125	98.650	95.775	19,743	13:04:58 CT 28/02/2025

Fuente: tomado de CME Group